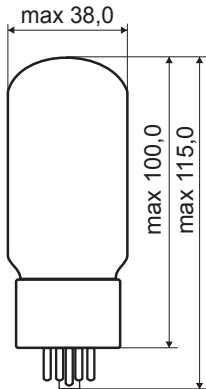
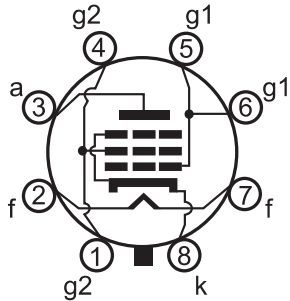


# 7027A

## A. F. BEAM PENTODE



### Base: OCTAL

$$U_f = 6,3 \text{ V}$$

$$I_f = 0,9 \text{ A}$$

### Capacitances:

$$C_{g1} = 12,5 \text{ pF}$$

$$C_a = 10 \text{ pF}$$

$$C_{a/g1} = 1,5 \text{ pF}$$

### Typical Characteristics:

#### Class A1 Amp.

Single tube Push-Pull

$$U_a = 250 \quad 270 \text{ V}$$

$$U_{g2} = 250 \quad 270 \text{ V}$$

$$U_{g1} = -14 \quad -17,5 \text{ V}$$

$$I_a = 72 \quad 134 \text{ mA}$$

$$I_{g2} = 5 \quad 11 \text{ mA}$$

$$R_a = 22,5 \quad - \text{ k}\Omega$$

$$R_{a-a} = - \quad 5 \text{ k}\Omega$$


$$N = 6,5 \quad 17,5 \text{ W}$$

### Limiting Values:

	Triode	Pentode	
$U_a =$	450	500	V
$U_{g2} =$	450	450	V
$W_a =$	30	30	W

### Grid No 1 Circuit Resistance

Fixed Bias	0,1	0,1	M $\Omega$
Self Bias	0,5	0,5	M $\Omega$



TRANSFER CHARACTERISTICS

PLATE CHARACTERISTICS

